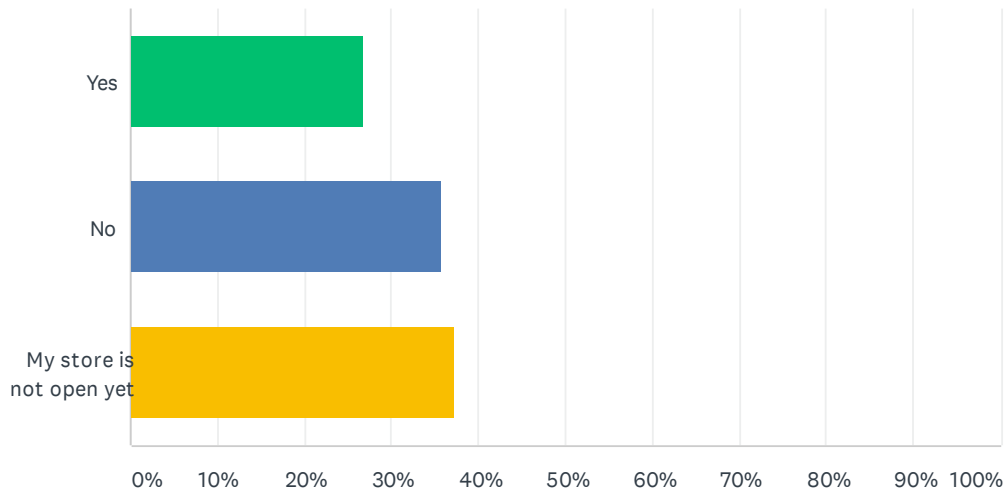


# Q1 If your store is open, are you currently requiring customers to wear masks or cloth face covering?

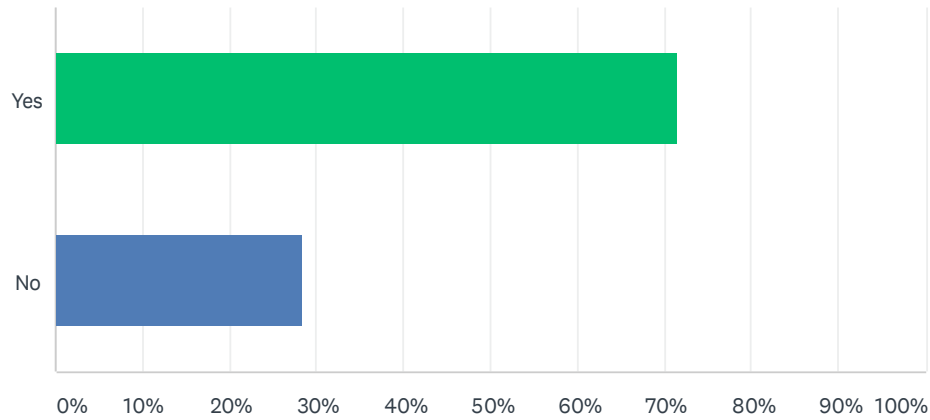
Answered: 134 Skipped: 3



ANSWER CHOICES		RESPONSES	
Yes		26.87%	36
No		35.82%	48
My store is not open yet		37.31%	50
TOTAL			134

## Q2 Do you believe that the Governor and/or his administration should mandate all customers to wear cloth face coverings when out in public and inside of stores?

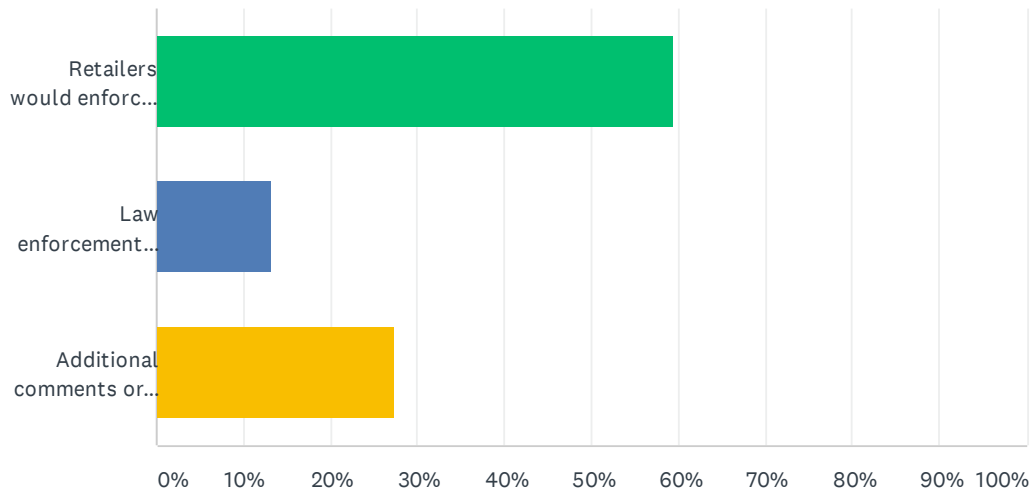
Answered: 137 Skipped: 0



ANSWER CHOICES	RESPONSES	
Yes	71.53%	98
No	28.47%	39
TOTAL		137

### Q3 If you answered “yes”, how do you believe the mandate should be enforced?

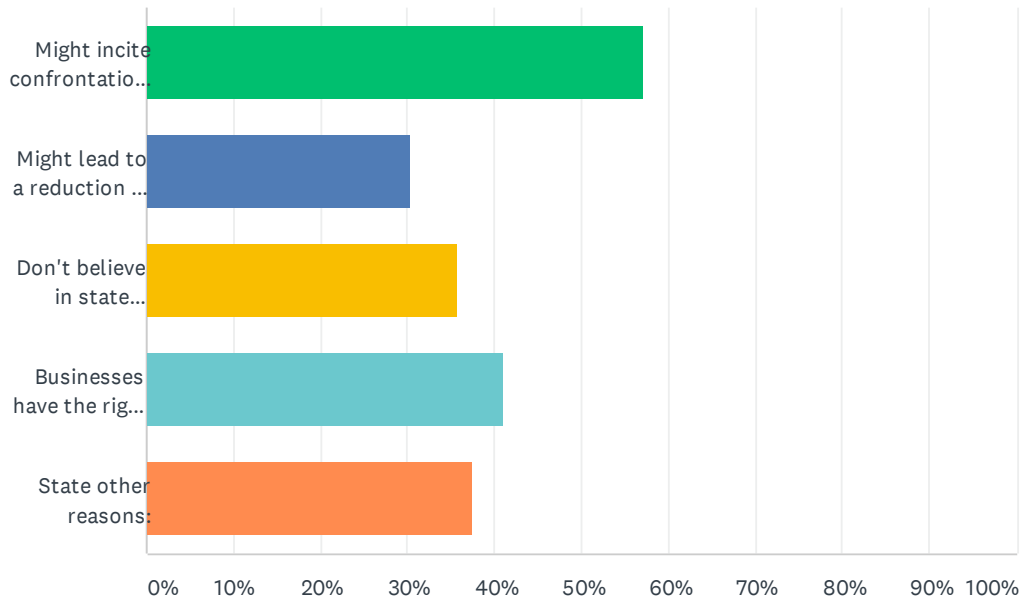
Answered: 106 Skipped: 31



ANSWER CHOICES	RESPONSES	
Retailers would enforce the mandated cloth face covering policy. (i.e. all employees, designated employees, business owners would be required to requesting a customer to leave and come back with a face covering on, provide face coverings, etc.)	59.43%	63
Law enforcement should be responsible for enforcement	13.21%	14
Additional comments or thoughts?	27.36%	29
<b>TOTAL</b>		<b>106</b>

### Q4 If you answered “no”, please select any reasons that apply:

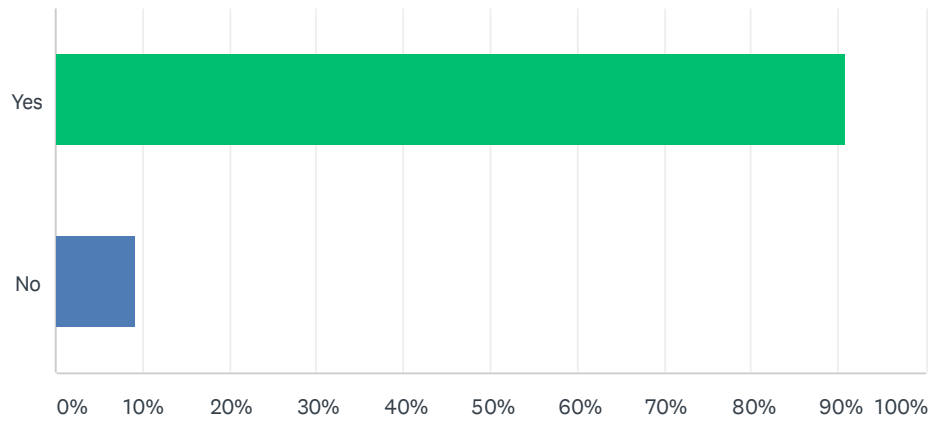
Answered: 56 Skipped: 81



ANSWER CHOICES	RESPONSES	
Might incite confrontations between customer and employee	57.14%	32
Might lead to a reduction in business	30.36%	17
Don't believe in state mandates for customers	35.71%	20
Businesses have the right to not allow customers into their store	41.07%	23
State other reasons:	37.50%	21
Total Respondents: 56		

### Q5 If the State of Vermont provided signage encouraging masks or face coverings, would you post it?

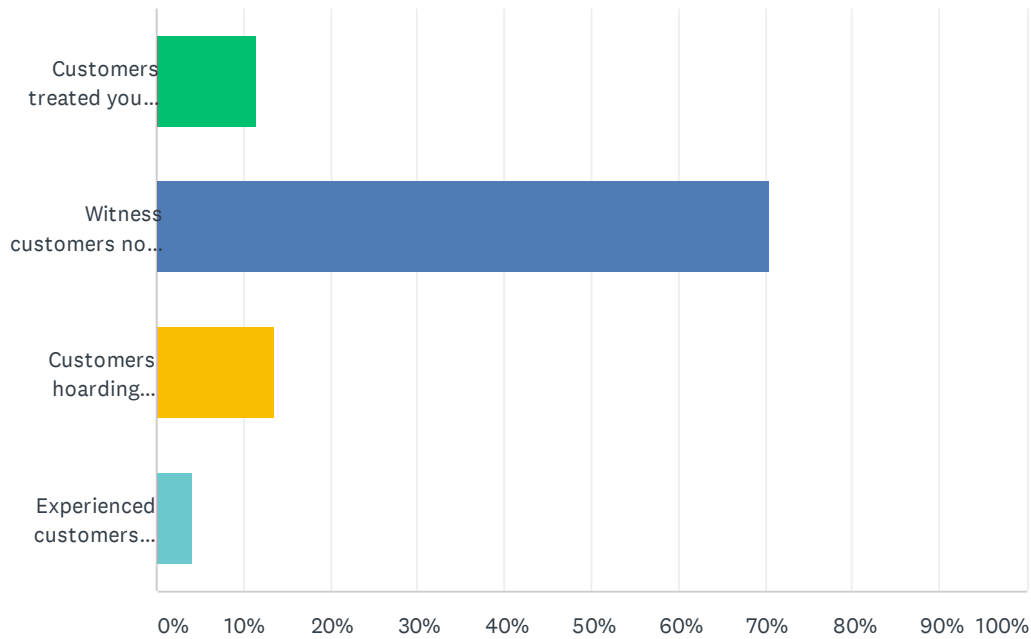
Answered: 131 Skipped: 6



ANSWER CHOICES	RESPONSES
Yes	90.84% 119
No	9.16% 12
Total Respondents: 131	

### Q6 In the past eight weeks, have you or your employees experienced any of the following (check all that apply):

Answered: 95 Skipped: 42



ANSWER CHOICES	RESPONSES	
Customers treated you poorly	11.58%	11
Witness customers not practicing social distancing	70.53%	67
Customers hoarding supplies or groceries	13.68%	13
Experienced customers blaming workers for shortages	4.21%	4
<b>TOTAL</b>		<b>95</b>